



DBB08

0.8A Single-Phase Bridge Rectifier

ON Semiconductor®

<http://onsemi.com>

Features

- Plastic molded structure and ultrasmall package making it easy to make DBB08-applied sets smaller.
- Glass passivation for high reliability.

Specifications

Absolute Maximum Ratings at Ta=25°C

Parameter	Symbol	Conditions	DBB08G	Unit
Peak Reverse Voltage	V _{RM}		600	V
Average Rectified Current	I _O	Alumina board	0.8	A
		PCB	0.5	A
Surge Forward Current	I _{FSM}	50Hz sine wave, 1cycle	30	A
Junction Temperature	T _j		150	°C
Storage Temperature	T _{stg}		-40 to +150	°C

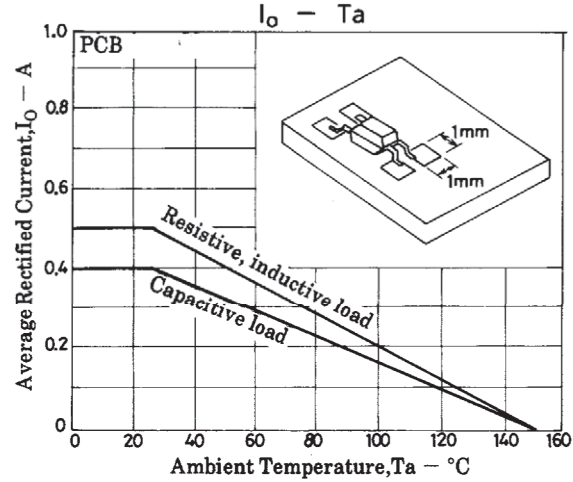
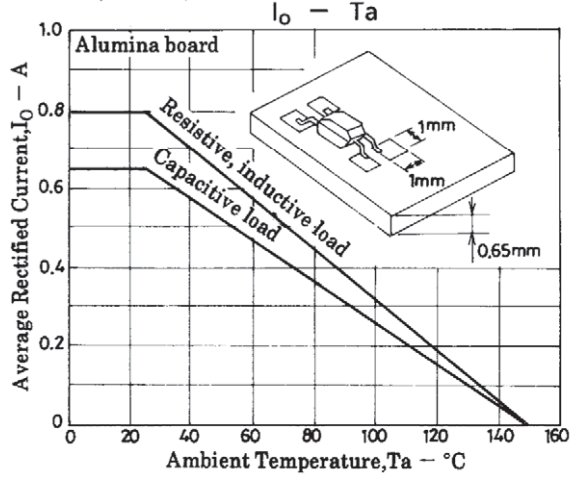
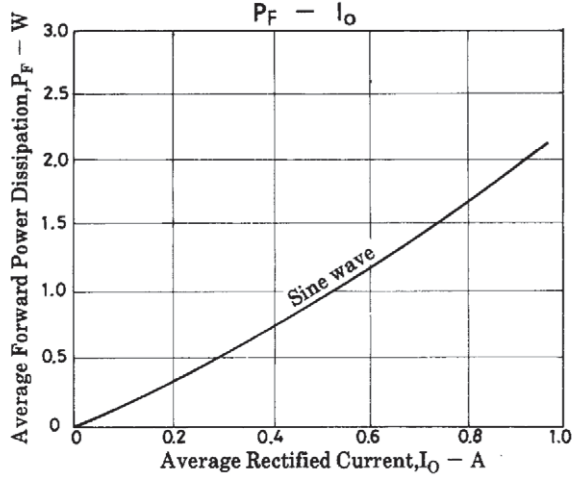
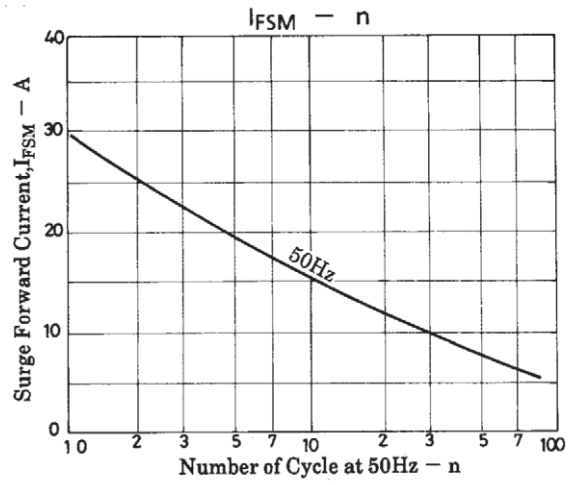
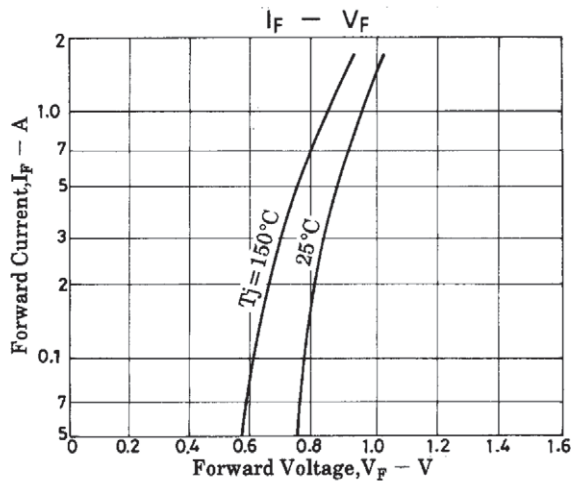
Stresses exceeding Maximum Ratings may damage the device. Maximum Ratings are stress ratings only. Functional operation above the Recommended Operating Conditions is not implied. Extended exposure to stresses above the Recommended Operating Conditions may affect device reliability.

Electrical Characteristics at Ta=25°C

Parameter	Symbol	Conditions	Ratings			Unit
			min	typ	max	
Forward Voltage	V _F	I _F =0.4A			1.05	V
Reverse Current	I _R	V _R :At each V _{RM}			10	μA
Thermal Resistance	R _{th(j-a)}	Mounted on Cu foil (1mm×1mm) on alumina board			76	°C / W
		Mounted on PCB			134	°C / W

ORDERING INFORMATION

See detailed ordering and shipping information on page 3 of this data sheet.

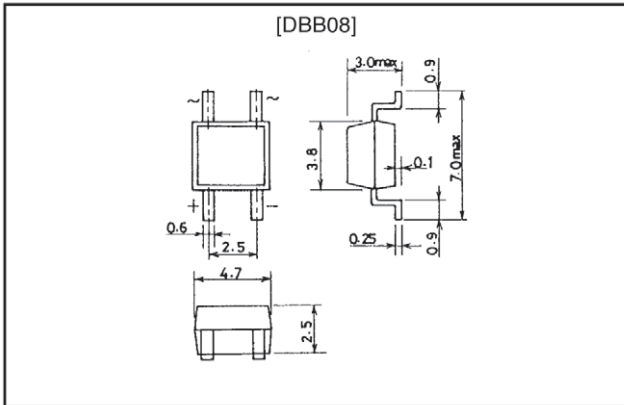


Package Dimensions

DBB08G-TM-E

unit:mm

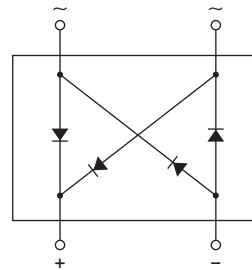
1189 Surface mount type (TM emboss taping)



Ordering & Package Information

Device	Package	Shipping	memo
DBB08G-TM-E	DIP4	750 pcs./reel	Pb-Free

Electrical Connection



ON Semiconductor and the ON logo are registered trademarks of Semiconductor Components Industries, LLC (SCILLC). SCILLC owns the rights to a number of patents, trademarks, copyrights, trade secrets, and other intellectual property. A listing of SCILLC's product/patent coverage may be accessed at www.onsemi.com/site/pdf/Patent-Marking.pdf. SCILLC reserves the right to make changes without further notice to any products herein. SCILLC makes no warranty, representation or guarantee regarding the suitability of its products for any particular purpose, nor does SCILLC assume any liability arising out of the application or use of any product or circuit, and specifically disclaims any and all liability, including without limitation special, consequential or incidental damages. "Typical" parameters which may be provided in SCILLC data sheets and/or specifications can and do vary in different applications and actual performance may vary over time. All operating parameters, including "Typicals" must be validated for each customer application by customer's technical experts. SCILLC does not convey any license under its patent rights nor the rights of others. SCILLC products are not designed, intended, or authorized for use as components in systems intended for surgical implant into the body, or other applications intended to support or sustain life, or for any other application in which the failure of the SCILLC product could create a situation where personal injury or death may occur. Should Buyer purchase or use SCILLC products for any such unintended or unauthorized application, Buyer shall indemnify and hold SCILLC and its officers, employees, subsidiaries, affiliates, and distributors harmless against all claims, costs, damages, and expenses, and reasonable attorney fees arising out of, directly or indirectly, any claim of personal injury or death associated with such unintended or unauthorized use, even if such claim alleges that SCILLC was negligent regarding the design or manufacture of the part. SCILLC is an Equal Opportunity/Affirmative Action Employer. This literature is subject to all applicable copyright laws and is not for resale in any manner.

Mouser Electronics

Authorized Distributor

Click to View Pricing, Inventory, Delivery & Lifecycle Information:

[ON Semiconductor:](#)

[DBB08G-TM-E](#)