



Is Now Part of



ON Semiconductor®

To learn more about ON Semiconductor, please visit our website at
www.onsemi.com


ON Semiconductor and the ON Semiconductor logo are trademarks of Semiconductor Components Industries, LLC dba ON Semiconductor or its subsidiaries in the United States and/or other countries. ON Semiconductor owns the rights to a number of patents, trademarks, copyrights, trade secrets, and other intellectual property. A listing of ON Semiconductor's product/patent coverage may be accessed at www.onsemi.com/site/pdf/Patent-Marking.pdf. ON Semiconductor reserves the right to make changes without further notice to any products herein. ON Semiconductor makes no warranty, representation or guarantee regarding the suitability of its products for any particular purpose, nor does ON Semiconductor assume any liability arising out of the application or use of any product or circuit, and specifically disclaims any and all liability, including without limitation special, consequential or incidental damages. Buyer is responsible for its products and applications using ON Semiconductor products, including compliance with all laws, regulations and safety requirements or standards, regardless of any support or applications information provided by ON Semiconductor. "Typical" parameters which may be provided in ON Semiconductor data sheets and/or specifications can and do vary in different applications and actual performance may vary over time. All operating parameters, including "Typicals" must be validated for each customer application by customer's technical experts. ON Semiconductor does not convey any license under its patent rights nor the rights of others. ON Semiconductor products are not designed, intended, or authorized for use as a critical component in life support systems or any FDA Class 3 medical devices or medical devices with a same or similar classification in a foreign jurisdiction or any devices intended for implantation in the human body. Should Buyer purchase or use ON Semiconductor products for any such unintended or unauthorized application, Buyer shall indemnify and hold ON Semiconductor and its officers, employees, subsidiaries, affiliates, and distributors harmless against all claims, costs, damages, and expenses, and reasonable attorney fees arising out of, directly or indirectly, any claim of personal injury or death associated with such unintended or unauthorized use, even if such claim alleges that ON Semiconductor was negligent regarding the design or manufacture of the part. ON Semiconductor is an Equal Opportunity/Affirmative Action Employer. This literature is subject to all applicable copyright laws and is not for resale in any manner.



January 2016

1N5221B - 1N5263B Zener Diodes

Tolerance = 5%



DO-35 Glass case
COLOR BAND DENOTES CATHODE

Absolute Maximum Ratings

Stresses exceeding the absolute maximum ratings may damage the device. The device may not function or be operable above the recommended operating conditions and stressing the parts to these levels is not recommended. In addition, extended exposure to stresses above the recommended operating conditions may affect device reliability. The absolute maximum ratings are stress ratings only. Values are at $T_A = 25^\circ\text{C}$ unless otherwise noted.

| Symbol | Parameter | Value | Unit |
|-----------|---|-------------|---------------------------|
| P_D | Power Dissipation | 500 | mW |
| | Derate above 50°C | 4.0 | mW°C |
| T_{STG} | Storage Temperature Range | -65 to +200 | $^\circ\text{C}$ |
| T_J | Operating Junction Temperature Range | -65 to +200 | $^\circ\text{C}$ |
| | Lead Temperature (1/16 inch from case for 10 s) | +230 | $^\circ\text{C}$ |

Note:

1. These ratings are limiting values above which the serviceability of any semiconductor device may be impaired.
Non-recurrent square wave Pulse Width = 8.3 ms, $T_A = 50^\circ\text{C}$

Electrical Characteristics

Values are at $T_A = 25^\circ\text{C}$ unless otherwise noted .

| Device | V_Z (V) @ I_Z ⁽²⁾ | | | Z_Z (Ω) @ I_Z (mA) | | Z_{ZK} (Ω) @ I_{ZK} (mA) | | I_R (μA) @ V_R (V) | | T_C (%/°C) |
|---------|----------------------------------|------|-------|---------------------------------|-----|---------------------------------------|------|-------------------------------------|-----|--------------|
| | Min. | Typ. | Max. | | | | | | | |
| 1N5221B | 2.28 | 2.4 | 2.52 | 30 | 20 | 1,200 | 0.25 | 100 | 1.0 | -0.085 |
| 1N5222B | 2.375 | 2.5 | 2.625 | 30 | 20 | 1,250 | 0.25 | 100 | 1.0 | -0.085 |
| 1N5223B | 2.565 | 2.7 | 2.835 | 30 | 20 | 1,300 | 0.25 | 75 | 1.0 | -0.080 |
| 1N5224B | 2.66 | 2.8 | 2.94 | 30 | 20 | 1,400 | 0.25 | 75 | 1.0 | -0.080 |
| 1N5225B | 2.85 | 3 | 3.15 | 29 | 20 | 1,600 | 0.25 | 50 | 1.0 | -0.075 |
| 1N5226B | 3.135 | 3.3 | 3.465 | 28 | 20 | 1,600 | 0.25 | 25 | 1.0 | -0.07 |
| 1N5227B | 3.42 | 3.6 | 3.78 | 24 | 20 | 1,700 | 0.25 | 15 | 1.0 | -0.065 |
| 1N5228B | 3.705 | 3.9 | 4.095 | 23 | 20 | 1,900 | 0.25 | 10 | 1.0 | -0.06 |
| 1N5229B | 4.085 | 4.3 | 4.515 | 22 | 20 | 2,000 | 0.25 | 5.0 | 1.0 | +/-0.055 |
| 1N5230B | 4.465 | 4.7 | 4.935 | 19 | 20 | 1,900 | 0.25 | 5.0 | 2.0 | +/-0.03 |
| 1N5231B | 4.845 | 5.1 | 5.355 | 17 | 20 | 1,600 | 0.25 | 5.0 | 2.0 | +/-0.03 |
| 1N5232B | 5.32 | 5.6 | 5.88 | 11 | 20 | 1,600 | 0.25 | 5.0 | 3.0 | 0.038 |
| 1N5233B | 5.7 | 6 | 6.3 | 7.0 | 20 | 1,600 | 0.25 | 5.0 | 3.5 | 0.038 |
| 1N5234B | 5.89 | 6.2 | 6.51 | 7.0 | 20 | 1,000 | 0.25 | 5.0 | 4.0 | 0.045 |
| 1N5235B | 6.46 | 6.8 | 7.14 | 5.0 | 20 | 750 | 0.25 | 3.0 | 5.0 | 0.05 |
| 1N5236B | 7.125 | 7.5 | 7.875 | 6.0 | 20 | 500 | 0.25 | 3.0 | 6.0 | 0.058 |
| 1N5237B | 7.79 | 8.2 | 8.61 | 8.0 | 20 | 500 | 0.25 | 3.0 | 6.5 | 0.062 |
| 1N5238B | 8.265 | 8.7 | 9.135 | 8.0 | 20 | 600 | 0.25 | 3.0 | 6.5 | 0.065 |
| 1N5239B | 8.645 | 9.1 | 9.555 | 10 | 20 | 600 | 0.25 | 3.0 | 7.0 | 0.068 |
| 1N5240B | 9.5 | 10 | 10.5 | 17 | 20 | 600 | 0.25 | 3.0 | 8.0 | 0.075 |
| 1N5241B | 10.45 | 11 | 11.55 | 22 | 20 | 600 | 0.25 | 2.0 | 8.4 | 0.076 |
| 1N5242B | 11.4 | 12 | 12.6 | 30 | 20 | 600 | 0.25 | 1.0 | 9.1 | 0.077 |
| 1N5243B | 12.35 | 13 | 13.65 | 13 | 9.5 | 600 | 0.25 | 0.5 | 9.9 | 0.079 |
| 1N5244B | 13.3 | 14 | 14.7 | 15 | 9.0 | 600 | 0.25 | 0.1 | 10 | 0.080 |
| 1N5245B | 14.25 | 15 | 15.75 | 16 | 8.5 | 600 | 0.25 | 0.1 | 11 | 0.082 |
| 1N5246B | 15.2 | 16 | 16.8 | 17 | 7.8 | 600 | 0.25 | 0.1 | 12 | 0.083 |
| 1N5247B | 16.15 | 17 | 17.85 | 19 | 7.4 | 600 | 0.25 | 0.1 | 13 | 0.084 |
| 1N5248B | 17.1 | 18 | 18.9 | 21 | 7.0 | 600 | 0.25 | 0.1 | 14 | 0.085 |
| 1N5249B | 18.05 | 19 | 19.95 | 23 | 6.6 | 600 | 0.25 | 0.1 | 14 | 0.085 |
| 1N5250B | 19 | 20 | 21 | 25 | 6.2 | 600 | 0.25 | 0.1 | 15 | 0.086 |
| 1N5251B | 20.9 | 22 | 23.1 | 29 | 5.6 | 600 | 0.25 | 0.1 | 17 | 0.087 |
| 1N5252B | 22.8 | 24 | 25.2 | 33 | 5.2 | 600 | 0.25 | 0.1 | 18 | 0.088 |
| 1N5253B | 23.75 | 25 | 26.25 | 35 | 5.0 | 600 | 0.25 | 0.1 | 19 | 0.088 |
| 1N5254B | 25.65 | 27 | 28.35 | 41 | 4.6 | 600 | 0.25 | 0.1 | 21 | 0.089 |
| 1N5255B | 26.6 | 28 | 29.4 | 44 | 4.5 | 600 | 0.25 | 0.1 | 21 | 0.090 |
| 1N5256B | 28.5 | 30 | 31.5 | 49 | 4.2 | 600 | 0.25 | 0.1 | 23 | 0.09 |
| 1N5257B | 31.35 | 33 | 34.65 | 58 | 3.8 | 700 | 0.25 | 0.1 | 25 | 0.092 |
| 1N5258B | 34.2 | 36 | 37.8 | 70 | 3.4 | 700 | 0.25 | 0.1 | 27 | 0.093 |
| 1N5259B | 37.05 | 39 | 40.95 | 80 | 3.2 | 800 | 0.25 | 0.1 | 30 | 0.094 |
| 1N5260B | 40.85 | 43 | 45.15 | 93 | 3.0 | 900 | 0.25 | 0.1 | 33 | 0.095 |
| 1N5261B | 44.65 | 47 | 49.35 | 105 | 2.7 | 1000 | 0.25 | 0.1 | 36 | 0.095 |
| 1N5262B | 48.45 | 51 | 53.55 | 125 | 2.5 | 1100 | 0.25 | 0.1 | 39 | 0.096 |
| 1N5263B | 53.2 | 56 | 58.8 | 150 | 2.2 | 1300 | 0.25 | 0.1 | 43 | 0.096 |

V_F Forward Voltage = 1.2V Max. @ $I_F = 200\text{mA}$

Note:

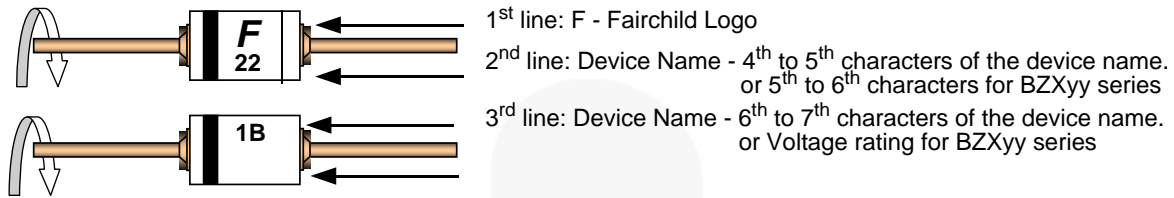
2. Zener Voltage (V_Z)

The zener voltage is measured with the device junction in the thermal equilibrium at the lead temperature (T_L) at $30^\circ\text{C} \pm 1^\circ\text{C}$ and 3/8" lead length.

Top Mark Information

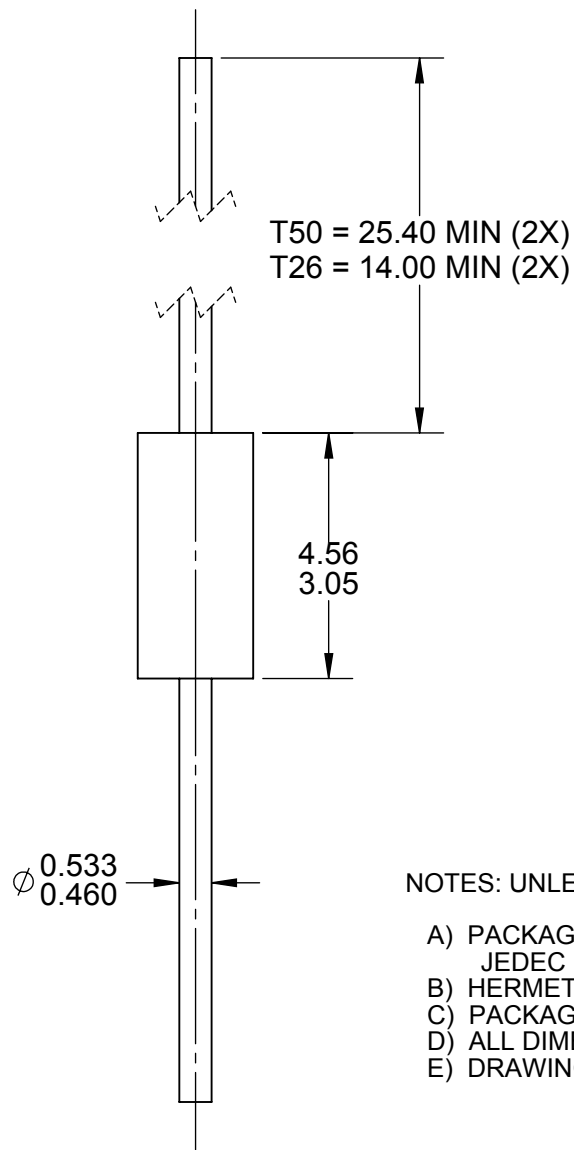
| Device | Line 1 | Line 2 | Line 3 |
|---------|--------|--------|--------|
| 1N5221B | LOGO | 22 | 1B |
| 1N5222B | LOGO | 22 | 2B |
| 1N5223B | LOGO | 22 | 3B |
| 1N5224B | LOGO | 22 | 4B |
| 1N5225B | LOGO | 22 | 5B |
| 1N5226B | LOGO | 22 | 6B |
| 1N5227B | LOGO | 22 | 7B |
| 1N5228B | LOGO | 22 | 8B |
| 1N5229B | LOGO | 22 | 9B |
| 1N5230B | LOGO | 23 | 0B |
| 1N5231B | LOGO | 23 | 1B |
| 1N5232B | LOGO | 23 | 2B |
| 1N5233B | LOGO | 23 | 3B |
| 1N5234B | LOGO | 23 | 4B |
| 1N5235B | LOGO | 23 | 5B |
| 1N5236B | LOGO | 23 | 6B |
| 1N5237B | LOGO | 23 | 7B |
| 1N5238B | LOGO | 23 | 8B |
| 1N5239B | LOGO | 23 | 9B |
| 1N5240B | LOGO | 24 | 0B |
| 1N5241B | LOGO | 24 | 1B |
| 1N5242B | LOGO | 24 | 2B |
| 1N5243B | LOGO | 24 | 3B |
| 1N5244B | LOGO | 24 | 4B |
| 1N5245B | LOGO | 24 | 5B |
| 1N5246B | LOGO | 24 | 6B |
| 1N5247B | LOGO | 24 | 7B |
| 1N5248B | LOGO | 24 | 8B |
| 1N5249B | LOGO | 24 | 9B |
| 1N5250B | LOGO | 25 | 0B |
| 1N5251B | LOGO | 25 | 1B |
| 1N5252B | LOGO | 25 | 2B |
| 1N5253B | LOGO | 25 | 3B |
| 1N5254B | LOGO | 25 | 4B |
| 1N5255B | LOGO | 25 | 5B |
| 1N5256B | LOGO | 25 | 6B |
| 1N5257B | LOGO | 25 | 7B |
| 1N5258B | LOGO | 25 | 8B |
| 1N5259B | LOGO | 25 | 9B |
| 1N5260B | LOGO | 26 | 0B |
| 1N5261B | LOGO | 26 | 1B |
| 1N5262B | LOGO | 26 | 2B |
| 1N5263B | LOGO | 26 | 3B |

Top Mark Information (Continued)



General Requirements:

- 1.0 Cathode Band
- 2.0 First Line: F - Fairchild Logo
- 3.0 Second Line: Device name - For 1Nxx series: 4th to 5th characters of the device name.
 For BZxx series: 5th to 6th characters of the device name.
- 4.0 Third Line: Device name - For 1Nxx series: 6th to 7th characters of the device name.
 For BZXyy series: Voltage rating
- 5.0 Devices shall be marked as required in the device specification (PID or FSC Test Spec).
- 6.0 Maximum no. of marking lines: 3
- 7.0 Maximum no. of digits per line: 2
- 8.0 FSC logo must be 20 % taller than the alphanumeric marking and should occupy the 2 characters of the specified line.
- 9.0 Marking Font: Arial (Except FSC Logo)
- 10.0 First character of each marking line must be aligned vertically.
- 11.0 All device markings must be based on Fairchild device specification.



NOTES: UNLESS OTHERWISE SPECIFIED





- A) PACKAGE STANDARD REFERENCE:
JEDEC DO-204, VARIATION AH.
- B) HERMETICALLY SEALED GLASS PACKAGE.
- C) PACKAGE WEIGHT IS 0.137 GRAM.
- D) ALL DIMENSIONS ARE IN MILLIMETERS.
- E) DRAWING FILE NAME: DO35AREV03





TRADEMARKS

The following includes registered and unregistered trademarks and service marks, owned by Fairchild Semiconductor and/or its global subsidiaries, and is not intended to be an exhaustive list of all such trademarks.

- AccuPower™
- AttitudeEngine™
- Awinda®
- AX-CAP®*
- BitSiC™
- Build it Now™
- CorePLUS™
- CorePOWER™
- CROSSVOL™
- CTL™
- Current Transfer Logic™
- DEUXPEED®
- Dual Cool™
- EcoSPARK®
- EfficientMax™
- ESBC™
- F**™
- Fairchild®
- Fairchild Semiconductor®
- FACT Quiet Series™
- FACT®
- FastvCore™
- FETBench™
- FPS™
- F-PFS™
- FRFET®
- Global Power ResourceSM
- GreenBridge™
- Green FPS™
- Green FPS™ e-Series™
- Gmax™
- GTO™
- IntelliMAX™
- ISOPLANAR™
- Making Small Speakers Sound Louder and Better™
- MegaBuck™
- MICROCOUPLER™
- MicroFET™
- MicroPak™
- MicroPak2™
- MillerDrive™
- MotionMax™
- MotionGrid®
- MTi®
- MTx®
- MVN®
- mWSaver®
- OptoHiT™
- OPTOLOGIC®
- OPTOPLANAR®
- ®
- Power Supply WebDesigner™
- PowerTrench®
- PowerXS™
- Programmable Active Droop™
- QFET®
- QS™
- Quiet Series™
- RapidConfigure™
- ™
- Saving our world, 1mW/W/kW at a time™
- SignalWise™
- SmartMax™
- SMART START™
- Solutions for Your Success™
- SPM®
- STEALTH™
- SuperFET®
- SuperSOT™-3
- SuperSOT™-6
- SuperSOT™-8
- SupreMOS®
- SyncFET™
- Sync-Lock™
-  SYSTEM GENERAL®
- TinyBoost®
- TinyBuck®
- TinyCalc™
- TinyLogic®
- TINYOPTO™
- TinyPower™
- TinyPWM™
- TinyWire™
- TranSiC™
- TriFault Detect™
- TRUECURRENT®*
- μSerDes™
-  SerDes®
- UHC®
- Ultra FRFET™
- UniFET™
- VcX™
- VisualMax™
- VoltagePlus™
- XS™
- Xsens™
- 仙童®

* Trademarks of System General Corporation, used under license by Fairchild Semiconductor.

DISCLAIMER

FAIRCHILD SEMICONDUCTOR RESERVES THE RIGHT TO MAKE CHANGES WITHOUT FURTHER NOTICE TO ANY PRODUCTS HEREIN TO IMPROVE RELIABILITY, FUNCTION, OR DESIGN. TO OBTAIN THE LATEST, MOST UP-TO-DATE DATASHEET AND PRODUCT INFORMATION, VISIT OUR WEBSITE AT [HTTP://WWW.FAIRCHILDSEMI.COM](http://www.fairchildsemi.com). FAIRCHILD DOES NOT ASSUME ANY LIABILITY ARISING OUT OF THE APPLICATION OR USE OF ANY PRODUCT OR CIRCUIT DESCRIBED HEREIN; NEITHER DOES IT CONVEY ANY LICENSE UNDER ITS PATENT RIGHTS, NOR THE RIGHTS OF OTHERS. THESE SPECIFICATIONS DO NOT EXPAND THE TERMS OF FAIRCHILD'S WORLDWIDE TERMS AND CONDITIONS, SPECIFICALLY THE WARRANTY THEREIN, WHICH COVERS THESE PRODUCTS.

AUTHORIZED USE

Unless otherwise specified in this data sheet, this product is a standard commercial product and is not intended for use in applications that require extraordinary levels of quality and reliability. This product may not be used in the following applications, unless specifically approved in writing by a Fairchild officer: (1) automotive or other transportation, (2) military/aerospace, (3) any safety critical application – including life critical medical equipment – where the failure of the Fairchild product reasonably would be expected to result in personal injury, death or property damage. Customer's use of this product is subject to agreement of this Authorized Use policy. In the event of an unauthorized use of Fairchild's product, Fairchild accepts no liability in the event of product failure. In other respects, this product shall be subject to Fairchild's Worldwide Terms and Conditions of Sale, unless a separate agreement has been signed by both Parties.

ANTI-COUNTERFEITING POLICY

Fairchild Semiconductor Corporation's Anti-Counterfeiting Policy. Fairchild's Anti-Counterfeiting Policy is also stated on our external website, www.fairchildsemi.com, under Terms of Use

Counterfeiting of semiconductor parts is a growing problem in the industry. All manufacturers of semiconductor products are experiencing counterfeiting of their parts. Customers who inadvertently purchase counterfeit parts experience many problems such as loss of brand reputation, substandard performance, failed applications, and increased cost of production and manufacturing delays. Fairchild is taking strong measures to protect ourselves and our customers from the proliferation of counterfeit parts. Fairchild strongly encourages customers to purchase Fairchild parts either directly from Fairchild or from Authorized Fairchild Distributors who are listed by country on our web page cited above. Products customers buy either from Fairchild directly or from Authorized Fairchild Distributors are genuine parts, have full traceability, meet Fairchild's quality standards for handling and storage and provide access to Fairchild's full range of up-to-date technical and product information. Fairchild and our Authorized Distributors will stand behind all warranties and will appropriately address any warranty issues that may arise. Fairchild will not provide any warranty coverage or other assistance for parts bought from Unauthorized Sources. Fairchild is committed to combat this global problem and encourage our customers to do their part in stopping this practice by buying direct or from authorized distributors.

PRODUCT STATUS DEFINITIONS

Definition of Terms

| Datasheet Identification | Product Status | Definition |
|--------------------------|-----------------------|---|
| Advance Information | Formative / In Design | Datasheet contains the design specifications for product development. Specifications may change in any manner without notice. |
| Preliminary | First Production | Datasheet contains preliminary data; supplementary data will be published at a later date. Fairchild Semiconductor reserves the right to make changes at any time without notice to improve design. |
| No Identification Needed | Full Production | Datasheet contains final specifications. Fairchild Semiconductor reserves the right to make changes at any time without notice to improve the design. |
| Obsolete | Not In Production | Datasheet contains specifications on a product that is discontinued by Fairchild Semiconductor. The datasheet is for reference information only. |

Rev. I77

Mouser Electronics

Authorized Distributor

Click to View Pricing, Inventory, Delivery & Lifecycle Information:

[Fairchild Semiconductor:](#)

[1N5259B](#) [1N5259B_T50R](#) [1N5259B_T50A](#) [1N5259BT](#)