

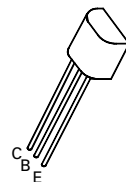
PNP SILICON PLANAR MEDIUM POWER HIGH CURRENT TRANSISTOR

ZTX958

ISSUE 3 – JUNE 94

FEATURES

- * 0.5 Amp continuous current
- * Up to 1.5 Amps peak current
- * Very low saturation voltage
- * Excellent gain characteristics up to 1 Amp
- * Spice model available



**E-Line
TO92 Compatible**

ABSOLUTE MAXIMUM RATINGS.

| PARAMETER | SYMBOL | VALUE | UNIT |
|--|----------------|-------------|-------------|
| Collector-Base Voltage | V_{CBO} | -400 | V |
| Collector-Emitter Voltage | V_{CEO} | -400 | V |
| Emitter-Base Voltage | V_{EBO} | -6 | V |
| Peak Pulse Current | I_{CM} | -1.5 | A |
| Continuous Collector Current | I_C | -0.5 | A |
| Practical Power Dissipation* | P_{totp} | 1.58 | W |
| Power Dissipation at $T_{amb}=25^{\circ}C$ | P_{tot} | 1.2 | W |
| Operating and Storage Temperature Range | $T_j; T_{stg}$ | -55 to +200 | $^{\circ}C$ |

*The power which can be dissipated assuming the device is mounted in a typical manner on a P.C.B. with copper equal to 1 inch square minimum

ELECTRICAL CHARACTERISTICS (at $T_{amb} = 25^{\circ}C$ unless otherwise stated)

| PARAMETER | SYMBOL | MIN. | TYP. | MAX. | UNIT | CONDITIONS. |
|--------------------------------------|--------------------------------|------|----------------------|----------------------|----------------|--|
| Collector-Base Breakdown Voltage | $V_{(BR)CBO}$ | -400 | -600 | | V | $I_C = -100\mu A$ |
| Collector-Emitter Breakdown Voltage | $V_{(BR)CER}$ | -400 | -600 | | V | $I_C = -1\mu A, R_B \leq 1K\Omega$ |
| Collector-Emitter Breakdown Voltage | $V_{(BR)CEO}$ | -400 | -550 | | V | $I_C = -10mA^*$ |
| Emitter-Base Breakdown Voltage | $V_{(BR)EBO}$ | -6 | -8 | | V | $I_E = -100\mu A$ |
| Collector Cut-Off Current | I_{CBO} | | | -50 -1 | nA μA | $V_{CB} = -300V$ $V_{CB} = -300V, T_{amb} = 100^{\circ}C$ |
| Collector Cut-Off Current | I_{CER} $R \leq 1K\Omega$ | | | -50 -1 | nA μA | $V_{CB} = -300V$ $V_{CB} = -300V, T_{amb} = 100^{\circ}C$ |
| Emitter Cut-Off Current | I_{EBO} | | | -10 | nA | $V_{EB} = -6V$ |
| Collector-Emitter Saturation Voltage | $V_{CE(sat)}$ | | -100 -150 -300 | -150 -200 -400 | mV mV mV | $I_C = -10mA, I_B = -1mA^*$ $I_C = -100mA, I_B = -10mA^*$ $I_C = -500mA, I_B = -100mA^*$ |
| Base-Emitter Saturation Voltage | $V_{BE(sat)}$ | | -790 | -900 | mV | $I_C = -500mA, I_B = -100mA^*$ |

ZTX958

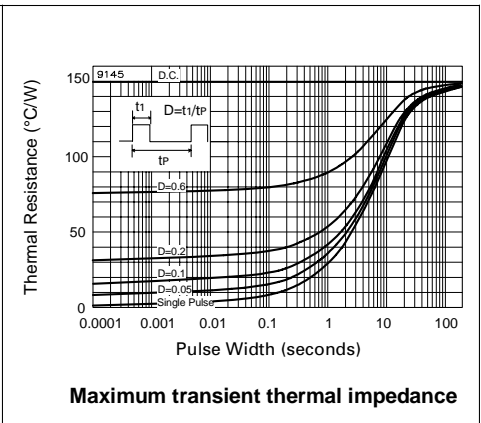
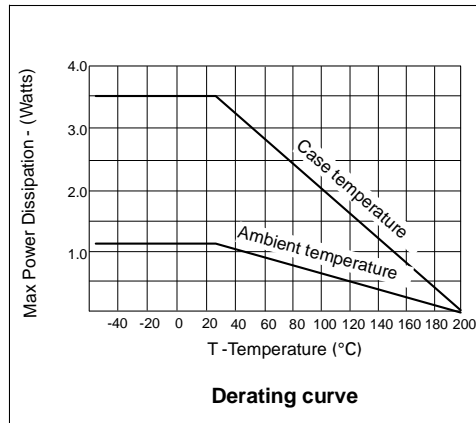
ELECTRICAL CHARACTERISTICS (at $T_{amb} = 25^{\circ}\text{C}$)

| PARAMETER | SYMBOL | MIN. | TYP. | MAX. | UNIT | CONDITIONS. |
|---------------------------------------|-----------------------|------------------|------------------|------|----------|--|
| Base-Emitter Turn-On Voltage | $V_{BE(on)}$ | | -690 | -800 | mV | $I_C = -500\text{mA}$, $V_{CE} = -10\text{V}^*$ |
| Static Forward Current Transfer Ratio | h_{FE} | 100 100 10 | 200 200 20 | 300 | | $I_C = -10\text{mA}$, $V_{CE} = -10\text{V}^*$ $I_C = -500\text{mA}$, $V_{CE} = -10\text{V}^*$ $I_C = -1\text{A}$, $V_{CE} = -10\text{V}^*$ |
| Transition Frequency | f_T | | 85 | | MHz | $I_C = -100\text{mA}$, $V_{CE} = -10\text{V}$ $f = 50\text{MHz}$ |
| Output Capacitance | C_{obo} | | 19 | | pF | $V_{CB} = -20\text{V}$, $f = 1\text{MHz}$ |
| Switching Times | t_{on} t_{off} | | 104 2400 | | ns ns | $I_C = -500\text{mA}$, $I_{B1} = -50\text{mA}$ $I_{B2} = 50\text{mA}$, $V_{CC} = -100\text{V}$ |

*Measured under pulsed conditions. Pulse width=300 μs . Duty cycle $\leq 2\%$

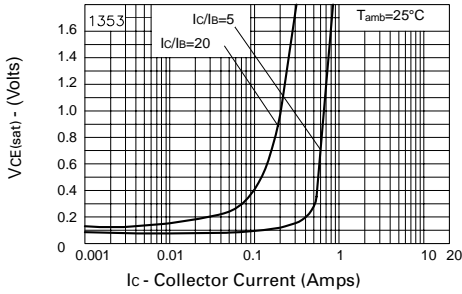
THERMAL CHARACTERISTICS

| PARAMETER | SYMBOL | MAX. | UNIT |
|---|-------------------------------------|-----------|--|
| Thermal Resistance: Junction to Ambient Junction to Case | $R_{th(j-amb)}$ $R_{th(j-case)}$ | 150 50 | $^{\circ}\text{C/W}$ $^{\circ}\text{C/W}$ |

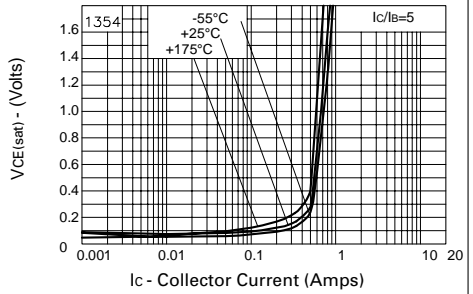


ZTX958

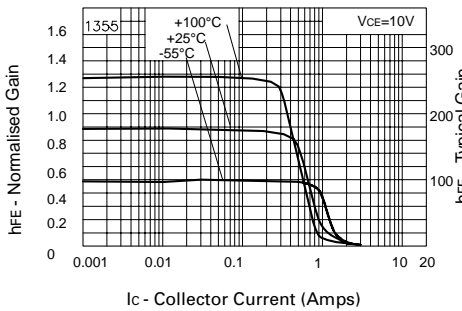
TYPICAL CHARACTERISTICS



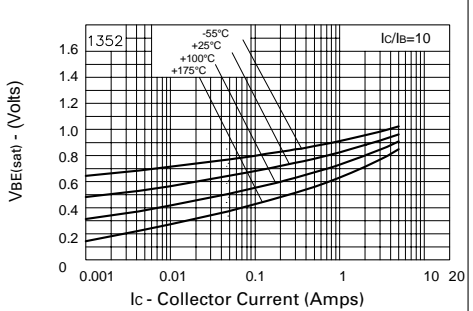
$V_{CE(sat)}$ v I_C



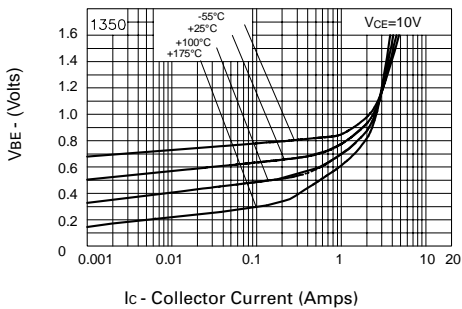
$V_{CE(sat)}$ v I_C



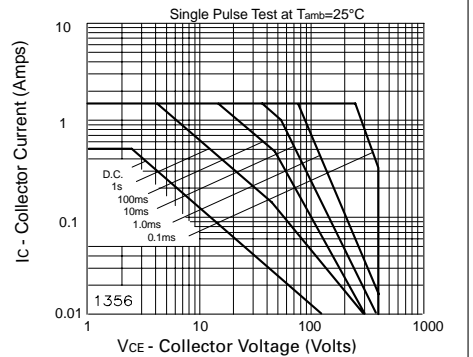
h_{FE} v I_C



$V_{BE(sat)}$ v I_C



$V_{BE(on)}$ v I_C



Safe Operating Area

Mouser Electronics

Authorized Distributor

Click to View Pricing, Inventory, Delivery & Lifecycle Information:

[Diodes Incorporated:](#)

[ZTX958STZ](#) [ZTX958](#)